


香港交易及結算所有限公司及香港聯合交易所有限公司對本文件之內容概不負責，對其準確性或完整性亦不發表任何聲明，並明確表示概不就因本文件全部或任何部分內容而產生或因依賴該等內容而引致之任何損失承擔任何責任。




Zijin Mining Group Co., Ltd.*


紫金礦業集團股份有限公司

(一家於中華人民共和國註冊成立的股份有限公司)

(股票代碼：2899)



本公司之董事會成員包括於執行董事陳景生先生(董事長)、鄧建果先生、



601899



2022

A

1

2

A

A

3

A

4

5

A

A

1

A

“ ” “

” 2022 10 21
2023 2 17

2023 5
2

3

[2012]37

[2022]3

3 —

“

”

4

12

.....	2
.....	3
.....	8
.....	9
.....	9
.....	9
.....	9
.....	10
.....	10
.....	10
.....	10
.....	11
.....	11
.....	12
.....	13
.....	13
.....	14
.....	15
.....	15
.....	16
.....	16
.....	18
.....	19
.....	19
.....	19
.....	19
.....	19

		2022	A
		2022	A

30%

Zijin Mining Group Company Limited

601899.SH 02899.HK

2000 9 6

2008 4 A 2003 12 H

263,281.7224

1

86-0592-2933668

86-0592-293

“ ”

A A

1,000,000.00	1,000,000.00
	1,339,450.00

100

6

1

$$I=B \times i$$

I

B

- & “

3

4

5

1

/

/

=

=

2

$$P_1 = P_0 / (1+n)$$

$$P_1 = (P_0 + A \times k) / (1+k)$$

$$P_1 = (P_0 + A \times k) / (1+n+k)$$

$$P_1 = P_0 - D$$

$$P_1 = (P_0 - D + A \times k) / (1+n+k)$$

P₀

n

k

A

D

P₁

/

/

1

“

”

2

A

A

A

A

A

1

1

A

“

”

2

2

30

15

10%

1,000,000.00

1,000,000.00

1,339,450.00

30%	398,450.00	398,450.00	398,450.00
	591,000.00	591,000.00	251,550.00
Rosebel	255,909.60	250,000.00	250,000.00
	198,964.03	100,000.00	100,000.00
	1,444,323.63	1,339,450.00	1,000,000.00

“ Rosebel ” 3.6 “ ”
 27,989.20 2022 10 18 1
 7.1086 255,909.60 198,964.03

2023 2 17 2022 10 21 2023 5

2019

2020

2021

2022 1-9

1

1

	2022 9 30	2021 12 31	2020 12 31	2019 12 31
	197,701.37	172,451.63	130,190.66	120,583.79
	155,644.03	132,564.28	118,298.39	83,666.68
	1,922,728.26	1,658,049.63	1,547,224.30	1,144,400.95
	20,400,411.86	16,153,038.47	14,305,084.65	9,523,655.11
	28,677,045.67	20,859,467.81	18,231,325.04	12,383,094.72
	2,403,253.26	1,822,910.08	2,071,912.12	1,444,091.79
	81,035.39	15,681.24	64,750.84	32,613.91
	148,882.63	39,438.06	95,556.11	42,086.01
	1,179,086.47	744,231.84	554,299.88	438,210.42
	8,886.35	-	-	-
	900,177.16	67,195.52	45,269.59	35,945.36
	137,089.61	160,467.14	131,746.72	85,229.79
	358,416.41	404,038.65	188,029.17	98,519.34
	774,045.90	761,439.67	737,140.37	532,684.98
	353,264.31	947,035.05	797,574.82	576,884.01
	104,453.17	67,808.83	17,290.49	50,000.00
	6,448,590.66	5,030,246.07	4,703,570.10	3,336,265.60
	6,269,755.20	3,612,681.69	2,908,288.72	1,382,622.15
	2,294,320.69	1,424,747.46	1,610,967.86	1,196,646.87
	23,333.08	18,419.52	17,270.46	28,234.71
	315,780.05	235,916.72	194,623.80	120,139.17
	7,385.94	7,905.95	-	-
	386,925.16	369,691.79	413,662.26	292,771.23
	71,859.66	39,749.16	45,671.20	49,672.02
	690,613.99	634,216.45	654,387.64	268,783.17
	208,370.16	196,175.96	223,238.86	-
	10,268,343.93	6,539,504.69	6,068,110.79	3,338,869.31
	16,716,934.59	11,569,750.76	10,771,680.89	6,675,134.92
	263,293.12	263,301.12	253,772.60	253,772.60
	-	-	535,568.12	498,550.00

	2022 9 30	2021 12 31	2020 12 31	2019 12 31
	-	-	448,695.00	498,550.00
	2,533,612.58	2,520,564.25	1,861,008.41	1,869,034.24
	45,230.75	47,570.96	-	-
	396,841.68	220,942.83	81,257.07	-47,392.92
	9,826.56	11,328.15	15,468.65	12,095.22
	136,700.37	136,700.37	131,940.11	131,940.11
	5,138,306.84	3,998,171.03	2,774,840.46	2,400,597.25
	8,433,350.41	7,103,436.81	5,653,855.42	5,118,596.50
	3,526,760.66	2,186,280.25	1,805,788.73	589,363.30
	11,960,111.07	9,289,717.05	7,459,644.15	5,707,959.81
	28,677,045.67	20,859,467.81	18,231,325.04	12,383,094.72

2

	2022 9 30	2021 12 31	2020 12 31	2019 12 31
	513,938.76	297,173.54	497,892.17	224,304.42
	6,250.00	3,537.12	15,410.32	1,023.59
	27,460.30	57,712.13	57,717.06	57,150.37
	28,341.51	24,811.62	14,174.57	32,102.16
	1,409.35	1,397.81	2,623.28	4,609.21
	1,100,844.52	819,038.25	934,864.40	1,039,297.22
	12,505.50	5,864.78	8,495.88	10,436.65
	17,410.92	12,159.74	14,897.34	11,219.77
	1,708,160.87	1,221,694.99	1,546,075.02	1,380,143.38

18,997.78

	2022 9 30	2021 12 31	2020 12 31	2019 12 31
	-	-	405.23	540.31
	24,788.33	25,755.42	26,225.80	26,992.64
	16,914.54	17,426.82	19,993.90	22,249.04
	34,853.07	33,241.95	27,008.16	27,068.64
	1,126,959.07	1,087,131.96	1,244,416.85	1,068,480.19
	7,870,459.05	7,057,652.20	6,258,405.37	5,160,707.57
	9,578,619.92	8,279,347.20	7,804,480.38	6,540,850.95
	500,732.00	767,428.50	842,164.97	570,914.25
	5,404.38	121.47	-	1,271.70
	291.21	-	-	-
	62,274.24	51,208.53	51,634.00	49,155.91
	26,231.83	1,270.78	2,209.91	26,807.62
	37,427.93	49,094.86	31,639.16	16,409.76
	26,790.75	27,880.91	2,553.55	4,483.13
	477,256.85	315,766.42	54,195.72	48,086.36
	850,938.36	386,588.91	461,104.11	547,254.61
	60,706.38	59,853.43	9,853.43	57,276.25
	2,048,053.94	1,659,213.81	1,455,354.84	1,321,659.59
	1,853,299.25	666,607.75	586,503.82	308,607.49
	1,997,014.74	1,328,204.20	1,511,777.40	954,039.95
	-	-	274.05	424.63
	24,136.88	646,062.88	396,342.88	24,034.88
	16,325.43	21,567.86	30,751.34	33,343.62
	13,420.24	14,614.77	15,899.41	17,256.99
	5,762.62	6,064.04	7,222.07	2,709.68
	73,167.77	73,167.77	22,627.73	17,719.32
	3,983,126.93	2,756,289.28	2,571,398.69	1,358,136.56
	6,031,180.87	4,415,503.09	4,026,753.53	2,679,796.15
	263,293.12	263,301.12	253,772.60	253,772.60
	-	-	535,568.12	498,550.00

	2022 9 30	2021 12 31	2020 12 31	2019 12 31
	-	-	448,695.00	498,550.00
	2,745,648.03	2,730,922.32	2,066,275.08	2,066,275.08
	45,230.75	47,570.96	-	-
	-11,868.40	-11,355.96	-10,544.59	-11,916.06
	131,646.56	131,646.56	126,886.30	126,886.30
	463,950.48	796,901.03	805,769.34	927,486.89
	3,547,439.05	3,863,844.11	3,777,726.85	3,861,054.80
	9,578,619.92	8,279,347.20	7,804,480.38	6,540,850.95

2

1

	2022 1-9	2021	2020	2019
	20,419,114.47	22,510,248.86	17,150,133.85	13,609,797.80
	17,234,056.38	19,035,112.16	15,107,086.34	12,058,262.77
	307,578.67	345,967.99	249,919.54	187,414.14
	49,146.96	41,227.26	42,768.46	57,443.38
	440,919.10	530,853.63	384,561.06	368,932.69
	79,938.18	77,066.13	58,251.50	47,634.19
	89,229.92	149,647.57	178,424.36	146,684.95
	228,733.12	211,195.34	205,654.36	192,781.75
	88,481.65	76,108.31	62,076.77	49,967.59
“ - ”	1,927.01	-59,802.24	-35,711.40	-36,838.16
“ - ”	-5,534.62	57,809.36	13,062.25	-6,561.96
	34,834.91	35,077.15	34,231.21	29,083.95
“ - ”	311,774.01	169,160.11	-52,206.77	3,440.62
“ - ”	269,754.53	162,711.14	20,974.49	9,601.15
“ - ”	-48,834.26	-23,186.40	34,235.67	-5,975.21
“ - ”	2,839.01	-781.58	1,240.70	-2,367.51

2022	1-9	2021	2020	
------	-----	------	------	--

	2022	1-9	2021	2020	2019
		0.64	0.60	0.25	0.18
		0.64	0.60	0.25	0.18

2

	2022	1-9	2021	2020	2019
	489,024.55		681,029.86	426,239.45	418,167.46
	181,717.15		284,044.44	209,932.66	245,172.02
	27,263.07		34,181.56	25,051.75	24,232.85
	77.16		182.32	743.35	1,128.74
	71,233.54		127,594.70	80,078.60	62,441.64
	22,218.14		33,945.12	23,603.89	20,334.98
	62,005.55		59,082.53	55,403.73	15,290.78
	132,573.76		141,828.20	117,161.01	100,957.81
	42,337.09		90,262.79	76,995.39	83,354.01

“ - ”

-1.01

369.38

-286.12

-

3

1

	2022 1-9	2021	2020	2019
	21,786,709.86	23,634,580.75	17,829,561.19	14,334,118.80
	137,357.26	-	-	-
	58,163.38	66,149.15	61,582.53	82,610.44
	21,982,230.49	23,700,729.90	17,891,143.72	14,416,729.24
	18,000,340.54	19,050,416.86	14,967,046.21	12,196,827.17
	634,628.36	715,106.32	395,881.80	376,518.29
	955,344.30	964,237.72	672,732.03	546,353.90
	197,072.54	363,745.23	428,643.33	230,474.16
	19,787,385.74	21,093,506.14	16,464,303.38	13,350,173.53
	2,194,844.76	2,607,223.76	1,426,840.34	1,066,555.70
	275,799.53	165,985.98	26,880.22	57,436.63
	78,475.01	59,377.43	17,916.59	40,966.20
	7,538.38	1,735.26	10,046.88	20,910.38

	2022 1-9	2021	2020	2019
	-3,013,679.28	-2,376,495.15	-2,917,443.92	-1,410,283.01
	75,402.47	275,856.36	663,228.37	786,107.13
	75,402.47	227,158.64	663,228.37	1,364.33

Mã số thuế: 0312009241 - Địa chỉ: 13/11 Đường số 15, Phường 6, Quận 5, Thành phố Hồ Chí Minh
 Mã số thuế: 0312009241 - Địa chỉ: 13/11 Đường số 15, Phường 6, Quận 5, Thành phố Hồ Chí Minh

	2022	1-9	2021	2020	2019
	577,132.01		738,173.92	421,274.63	435,963.98
	436,869.83		17,312.42	5,623.99	7,383.84
	1,014,001.84		755,486.35	426,898.62	443,347.82
	150,463.29		242,081.40	103,187.27	130,213.23
	61,947.45		88,577.67	68,773.92	65,744.81
	64,780.21		78,756.19	57,068.25	53,793.32

	2022 1-9	2021	2020	2019
	-	630,000.00	402,971.49	650,000.00
	81,794.00	-	-	-
	2,965,928.50	2,324,126.23	2,810,806.27	1,591,904.57
	1,462,609.52	358,847.60	543,518.01	281,442.20
	-	787,016.93	448,423.49	116,427.41
	-	805,298.39	429,855.00	695,346.90
	650,458.94	455,839.50	386,404.28	359,089.89
	18,220.82	5,768.17	3,160.11	1,271.83
	2,131,289.27	2,412,770.59	1,811,360.88	1,453,578.23
	834,639.23	-88,644.37	999,445.39	138,326.34
	5,534.12	-367.09	-522.09	5,429.47
	246,532.01	-203,642.09	315,043.99	-156,954.78
	267,080.64	470,722.73	155,678.74	312,633.52
	513,612.65	267,080.64	470,722.73	155,678.74

1 2022 1-9

1

2022 5

1,734,331,295

“ ” 15.02%

107,118,761

10.02%

2022 5 31

2022 1

2872122 Ontario Limited

959,964,335

4,871,051,029

Neo Lithium

Corp. “ ” 100% 2022 1 25

2022 4 “ ”

2022 2
70%

2022 4

2022 4

2022 3

“ ”

51%

2022 3

100%

2022 3

100%

2022 4

100%

2022 8

51%

2

2 2021

1

2021 2

“

”

20.03%

3

2

“

”

2021 3

“

”

100%

2021 4

“ ”

92.3318%

2021 1

100%

2021 4

100%

2021 3

100%

2021 4

“ ”

100%

2021 8

100%

2021 1

100%

2021 9

100%

2021 12

90%

2021 11

70%

2021 11

100%

2021 7

100%

2021 11

100%

2021 3

100%

2021 1

100%

2021 3

100%

2021 10

51%

2021 4

100%

2021 9

“ ” 8.5%

50.50%

2

3 2020

1

2020 3

”

1,335,786,131 1

“

2020	5				100%
2020	1			“ ”	
				“	
”	100%				
2020	3				
		“ ”			100%
2020	4				
		“ ”			100%
2020	4				
					100%
2020	1				
					100%
2020	2				
“ ”					100%
2020	11				100%
2020	12			“ ”	
					100%
2020	8				100%
2020	8				“
”					20.02%
		3		2	

2020 6
“ ”
“ ”
29.03% 36.29% 15.61% 10% 5.44% 3.63%

2020 6
“ ”
55.38% 34.62%
10%
2020 8
100%
2020 12 “ ”
55%
2

4 2019

1
2019 6 “ ”
“ ”
100%
2019 7 “ ”
100%

2019 3

100%

2019 6

100%

2019 9

100%

2019 12

“ ”

75% 25%

2

“ ” 60%

2019

51% 2019

1178179 B.C. LTD.

1178180 B.C. LTD.

Reservoir Minerals Inc.

1

	2022 9 30 /2022 1-9	2021 12 31 /2021	2020 12 31 /2020	2019 12 31 /2019
	1.28 ²	0.94	0.83	0.86
	0.81	0.55	0.45	0.41
%	58.29	55.47	59.08	53.91

	2022 9 30 /2022 1-9 ²	2021 12 31 /2021	2020 12 31 /2020	2019 12 31 /2019
%	62.97	53.33	51.60	40.97
	0.82	1.15	1.12	1.15
	32.14	123.83	161.55	137.14
	6.89	10.19	9.17	8.75
/	0.83	0.99	0.56	0.42

1

	2022	9	30	2021	12	31	2020	12	31	2019	12	31
			%			%			%			%
	2,115,330.02	7.38		1,422,178.03	6.82		1,195,533.93	6.56		622,514.48	5.03	
	437,638.26	1.53		293,522.46	1.41		193,014.22	1.06		68,795.15	0.56	
	68,043.06	0.24		-	-		-	-		-	-	
	841,225.43	2.93		244,522.31	1.17		114,144.96	0.63		94,411.57	0.76	
	196,409.70	0.68		195,825.52	0.94		158,405.41	0.87		131,850.51	1.06	
	365,460.64	1.27		178,242.07	0.85		141,005.41	0.77		132,324.82	1.07	
	411,770.61	1.44		138,571.69	0.66		119,504.76	0.66		89,984.74	0.73	
	3,070,913.06	10.71		1,930,880.07	9.26		1,806,416.04	9.91		1,488,655.42	12.02	
	104,689.05	0.37		-	-		-	-		-	-	
	83,869.75	0.29		892.40	0.00		4,025.51	0.02		95,669.29	0.77	
	581,284.24	2.03		301,794.81	1.45		194,190.16	1.07		135,233.64	1.09	
	8,276,633.80	28.86		4,706,429.34	22.56		3,926,240.39	21.54		2,859,439.61	23.09	
	19,997.79	0.07		46,813.62	0.22		25,581.13	0.14		-	-	
	1,478,285.78	5.15		962,823.19	4.62		709,965.49	3.89		692,441.61	5.59	
	920,149.24	3.21		941,564.61	4.51		648,232.64	3.56		441,044.17	3.56	
	-	-		6,250.00	0.03		3,750.00	0.02		95,177.94	0.77	
	33,138.76	0.12		11,747.29	0.06		12,407.09	0.07		13,037.34	0.11	
	7,020,666.47	24.48		5,559,715.49	26.65		4,854,567.10	26.63		3,862,476.64	31.19	
	1,738,172.95	6.06		1,854,805.34	8.89		1,523,602.96	8.36		587,682.94	4.75	
	33,719.76	0.12		21,703.46	0.10		23,825.53	0.13		35,477.24	0.29	
	6,799,421.90	23.71		4,753,134.98	22.79		4,676,024.40	25.65		2,416,250.85	19.51	
	80,785.55	0.28		31,414.96	0.15		31,414.96	0.17		31,414.96	0.25	
	197,701.37	0.69		172,451.63	0.83		130,190.66	0.71		120,583.79	0.97	
	155,644.03	0.54		132,564.28	0.64		118,298.39	0.65		83,666.68	0.68	
	1,922,728.26	6.70		1,658,049.63	7.95		1,547,224.30	8.49		1,144,400.95	9.24	

	2022 9 30		2021 12 31		2020 12 31		2019 12 31	
		%		%		%		%
	20,400,411.86	71.14	16,153,038.47	77.44	14,305,084.65	78.46	9,523,655.11	76.91
	28,677,045.67	100.00	20,859,467.81	100.00	18,231,325.04	100.00	12,383,094.72	100.00

2019 2020 2021 2022 9
12,383,094.72 18,231,325.04 20,859,467.81 28,677,045.67

2020 2019 5,848,230.32 47.23%
2020

2022 9 2021 7,817,577.86
37.48%

2

	2022 9 30		2021 12 31		2020 12 31		2019 12 31	
		%		%		%		%
	2,403,253.26	14.38	1,822,910.08	15.76	2,071,912.12	19.23	1,444,091.79	21.63
	81,035.39	0.48	15,681.24	0.14	64,750.84	0.60	32,613.91	0.49
	148,882.63	0.89	39,438.06	0.34	95,556.11	0.89	42,086.01	0.63
	1,179,086.47	7.05	744,231.84	6.43	554,299.88	5.15	438,210.42	6.56
	8,886.35	0.05						

	2022 9 30		2021 12 31		2020 12 31		2019 12 31	
		%		%		%		%
	137,089.61	0.82	160,467.14	1.39	131,746.72	1.22	85,229.79	1.28
	358,416.41	2.14	404,038.65	3.49	188,029.17	1.75	98,519.34	1.48
	774,045.90	4.63	761,439.67	6.58	737,140.37	6.84	532,684.98	7.98
	353,264.31	2.11	947,035.05	8.19	797,574.82	7.40	576,884.01	8.64
	104,453.17	0.62	67,808.83	0.59	17,290.49	0.16	50,000.00	0.75
	6,448,590.66	38.58	5,030,246.07	43.48	4,703,570.10	43.67	3,336,265.60	49.98
	6,269,755.20	37.51	3,612,681.69	31.23	2,908,288.72	27.00	1,382,622.15	20.71
	2,294,320.69	13.72	1,424,747.46	12.31	1,610,967.86	14.96	1,196,646.87	17.93
	23,333.08	0.14	18,419.52	0.16	17,270.46	0.16	28,234.71	0.42
	315,780.05	1.89	235,916.72	2.04	194,623.80	1.81	120,139.17	1.80
	7,385.94	0.04	7,905.95	0.07	-	-	-	-
	386,925.16	2.31	369,691.79	3.20	413,662.26	3.84	292,771.23	4.39
	71,859.66	0.43	39,749.16	0.34	45,671.20	0.42	49,672.02	0.74
	690,613.99	4.13	634,216.45	5.48	654,387.64	6.08	268,783.17	4.03
	208,370.16	1.25	196,175.96	1.70	223,238.86	2.07	-	-
	10,268,343.93	61.42	6,539,504.69	56.52	6,068,110.79	56.33	3,338,869.31	50.02
	16,716,934.59	100.00	11,569,750.76	100.00	10,771,680.89	100.00	6,675,134.92	100.00

2019	2020	2021	2022 9
6,675,134.92	10,771,680.89	11,569,750.76	16,716,934.59
	2020	2019	4,096,545.98
61.37%			
2022 9	2021	5,147,183.83	44.49%
		1,961,867.94	
		80.00%	
	2020		2019

2022 9

2021

3

	2022 9 30	2021 12 31	2020 12 31	2019 12 31
%	58.29	55.47	59.08	53.91
,%	62.97	53.33	51.60	40.97
	1.28	0.94	0.83	0.86
	0.81	0.55	0.45	0.41

2022 1-9

5

	2022 1-9	2021	2020	2019
	20,419,114.47	22,510,248.86	17,150,133.85	13,609,797.80
	3,185,058.09	3,475,136.70	2,043,047.51	1,551,535.03
	307,578.67	345,967.99	249,919.54	187,414.14
	659,234.16	798,794.59	664,005.38	620,695.21
	2,515,251.32	2,508,650.52	1,123,974.25	724,207.42
	2,487,670.80	2,479,381.05	1,084,602.72	697,427.88
	1,666,712.45	1,567,287.06	650,855.39	428,395.74
	1,592,307.75	1,468,053.42	632,196.64	399,675.72

1,000,000.00

1,000,000.00

1,339,450.00



2

3

4

1

80%

2

40%

3

20%

5

60%

$\div 3 \times 60\%$

15%

6

7

8

9

10

11

12

13

2021	526,586.24	-	1,567,287.06	33.60%
2020	315,931.23	-	650,855.39	48.54%
2019	253,772.60	-	428,395.74	59.24%

2019 2021

2020-2022

[2012]37 3 ——
[2013]43
[2012]28
2020-2022
2020 12 2020
“ 1
2 2020 -2022
1
2

3

80%

40%

20%

4

90%

$\div 3 \times 90\%$

30%

5

6

7

8

9

10

11

12

3

”